

**TANKJET AA190 TANK CLEANER
FEATURES AND BENEFITS**


- Versatile, high-impact tank cleaner provides efficient, consistent, reliable cleaning with virtually no maintenance
- Lightweight units can be installed permanently or easily moved from tank to tank
- Unit is constructed using corrosion-resistant materials with the motor positioned outside the tank, away from harmful caustics, for trouble-free operation and long service life
- Component and configuration options allow easy customization to meet the needs of a variety of cleaning operations. Choices include:
 - Variable speed CE-approved air (AG), electric (E) or explosion-proof (E-EP) electric motors
 - Standard tank cleaner versions that operate at pressures up to 500 psi (34.5 bar)
 - High-pressure versions, for applications requiring higher impact force, that operate at pressures up to 1000 psi (69 bar)
 - 360° or 180° coverage
 - Extension lengths from 4 in. (100 mm) to 10 ft. (3.0 m)
 - Flange mounting options include: three-prong (standard), ASME® raised face, and sanitary tri-clamp
- Long wear-life materials of construction with corrosion-resistant 316 stainless steel and PTFE fluoropolymer-resin seals
- ATEX-certified versions available

SPECIFICATIONS

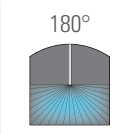
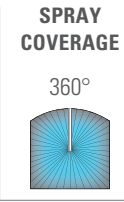
TankJet AA190 Tank Cleaner	Standard version	High-pressure version
Max. tank diameter:	25 ft. (7.6 m)	40 ft. (12.2 m)
Operating principle:	Motor-driven	Motor-driven
Flow rate:	3.1 to 44 gpm (11.8 to 167 lpm)	7 to 20 gpm (26 to 78 lpm)
Operating pressure:	100 to 500 psi (6.9 to 34.5 bar)	up to 1000 psi (69 bar)
Max. temperature:	200°F (93°C)	200°F (93°C)
Materials:	Seals – PTFE fluoropolymer resin All other metallurgy – 316 stainless steel	Seals – PTFE fluoropolymer resin All other metallurgy – 316 stainless steel
Inlet connection:	1" NPT or BSPT (F)	1" NPT or BSPT (F)
Motor options:	Air, electric, explosion-proof electric	Air, electric, explosion-proof electric
Optional accessories:	Strainers, recommended mesh size: 100 (150 micron) See page G2	



TankJet AA190E tank cleaner with electric motor



TankJet AA190DAG tank cleaner with air motor



MOUNTING OPTIONS

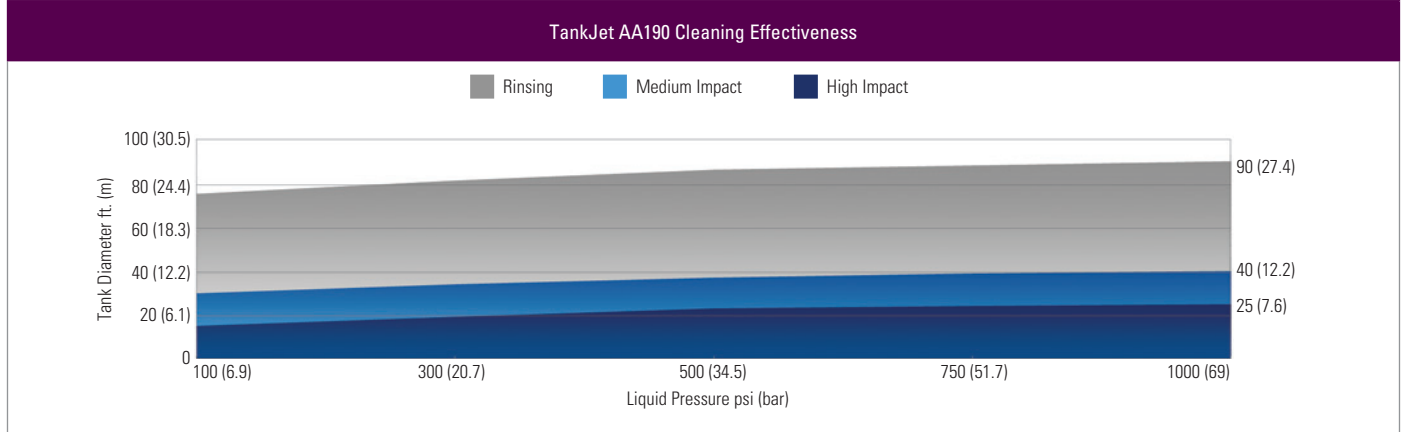
Vertical	↑	↓
Horizontal	←	→
45° Up	↖	↗
45° Down	↘	↙

IDEAL FOR CLEANING:

- Chemical reactors
- Food processing tanks and vats
- Paint tanks
- Pharmaceutical processing vessels
- Process tanks
- Tanker trucks



PERFORMANCE DATA



Model AA190		Liquid Flow Capacity gpm (lpm)* Liquid Inlet Pressure						
Nozzle	Capacity Size	100 psi (6.9 bar)	200 psi (13.8 bar)	300 psi (20.7 bar)	400 psi (27.6 bar)	500 psi (34.5 bar)	700 psi (48.3 bar)**	1000 psi (69 bar)**
1/4MEG	0010	3.1 (11.8)	4.4 (17.3)	5.4 (20)	6.3 (24)	6.9 (27)	8.2 (31)	9.8 (37)
	0015	4.7 (17.9)	6.6 (25)	8.1 (31)	9.4 (36)	10.5 (40)	12.4 (47)	14.9 (56)
	0020	6.2 (23)	8.8 (33)	10.8 (41)	12.4 (47)	13.9 (53)	16.4 (62)	19.6 (74)
	0025	7.7 (29)	10.9 (41)	13.3 (50)	15.4 (58)	17.2 (65)	20 (76)	-
	0030	9.1 (34)	12.9 (49)	15.8 (60)	18.2 (69)	20 (76)	-	-
	0035	10.5 (39)	14.8 (56)	18.1 (69)	21 (80)	23 (87)	-	-
	0040	11.8 (44)	16.7 (63)	20 (76)	24 (91)	26 (98)	-	-
	0050	14.2 (53)	20 (76)	25 (95)	28 (106)	32 (121)	-	-
	0060	16.4 (62)	23 (87)	28 (106)	33 (125)	37 (140)	-	-
	0070	18.3 (69)	26 (98)	32 (121)	37 (140)	41 (155)	-	-
	0080	19.9 (75)	28 (106)	34 (129)	40 (151)	44 (167)	-	-

*Note: Flow rates tabulated above include pressure drop through unit.
 **High-pressure versions only. For additional performance data on high-pressure units, contact your local spray expert.

AIR MOTOR (AG)
CYCLE TIME DATA

Air Pressure	Air Consumption	Approx. Speed (rpm)	Approx. Time for One Complete Cycle (min.)	
			Liquid Pressure psi (bar)	
psi (bar)	scfm (l/sec)		50 (3.45)	500 (34.5)
6 (.41)	3.74 (106)	4.0	1.0	35
8 (.55)	4.72 (134)	7.0	4.0	8.8
10 (.69)	5.84 (165)	10.0	8.0	4.4

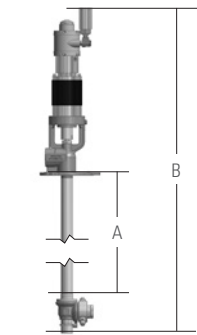
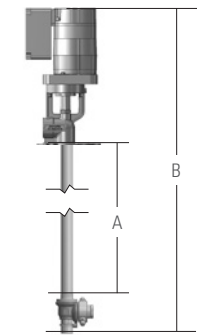
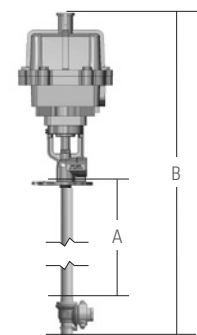
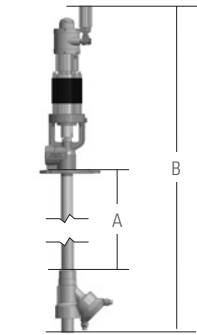
ELECTRIC (E) & EXPLOSION-PROOF MOTOR (E-EP)
CYCLE TIME DATA

Motor Type	Frequency @ 115 VAC	Speed (rpm)	Current (amps)	Power (watts)	Approx. Time for One Complete Cycle (min.)
Electric	50 Hz	3.1	.39	41	11
	60 Hz	3.8	.33	34	9
Explosion-Proof	50 Hz	.8	.3	33	44
	60 Hz	1.0	.3	28	35

TANK DIA.
UP TO **40 ft.** (12.2 m)

TANKJET® AA190 TANK CLEANER

DIMENSIONS AND WEIGHTS

TankJet AA190	Tank Cleaner	A Extension Length* ft. (m)	B Overall Length in. (m)	Net Weight** lbs. (kg)
AA190AG (360° Model) tank cleaner with air motor 	AA190AG	3 (0.9)	54.25 (1.4)	14.0 (6.4)
	AA190AG	4 (1.2)	66.25 (1.7)	15.5 (7)
	AA190AG	6 (1.8)	90.25 (2.3)	18.5 (8.4)
AA190AG (360° Model) tank cleaner with electric motor 	AA190E	3 (0.9)	48.88 (1.2)	14.0 (6.4)
	AA190E	4 (1.2)	60.88 (1.5)	15.5 (7)
	AA190E	6 (1.8)	84.88 (2.1)	18.5 (8.4)
AA190E-EP (360° Model) tank cleaner with electric explosion-proof moto 	AA190E-EP	3 (0.9)	51.88 (1.3)	21.5 (9.8)
	AA190E-EP	4 (1.2)	63.88 (1.6)	23 (10.4)
	AA190E-EP	6 (1.8)	87.88 (2.2)	26 (11.8)
AA190DAG (180° Model) tank cleaner with air motor 	AA190DAG	3 (0.9)	55 (1.4)	14.0 (6.4)
	AA190DAG	4 (1.2)	67 (1.7)	15.5 (7)
	AA190DAG	6 (1.8)	91 (2.3)	18.5 (8.4)

*Extension lengths available from 0.33 ft. (0.1 m) to 10 ft. (3.0 m)

**Add additional weight from the flange options' chart if not using the standard flange.





DIMENSIONS AND WEIGHTS

TankJet AA190 Spray Head	Model	Spray Coverage	Min. Tank Opening in. (mm)	L in. (mm)	W (Dia.) in. (mm)
 	Standard	360°	3.75 (95.3)	3.25 (82.6)	3.2 (81.3)
	Small Dia.*	360°	2.81 (71.5)	3.25 (82.6)	2.81 (71.4)
 	Directional	180°	4.5 (114.3)	5 (127)	4.35 (110.5)

*The 3 in. sanitary flange (3SF) has a modified hub assembly that can fit through a 2.81 in. (71.5 mm) opening with nozzles oriented in vertical position.

FLANGE OPTIONS

Flange Type	Size	Sales Code	Net Weight lbs. (kg)**
Three-Prong (std.)	—	—	—
 ASME® 150# Raised Face Flange	3	3F	10.5 (4.8)
	4	4F	15.5 (7.0)
	6	6F	24.5 (11.1)
 Sanitary Tri-Clamp Flange	3	3SF*	—
	4	4SF	0.25 (0.1)
	6	6SF	3 (1.4)

For information on mounting kits and adapters, see page G6.

**Add additional weight to tank cleaner if not using the standard flange.

ORDERING INFORMATION

TANKJET AA190 TANK CLEANER

TANK CLEANER						NOZZLE			EXAMPLE									
Model ¹	Motor ²	Type ³	Flange Type ⁴	Extension Length	+	Nozzle	-	Capacity Size	AA190	AG	H	3F	-	3	+	1/4MEG	-	0010

¹Add B after AA in the tank cleaner type and prior to nozzle type prefix for BSPT connections.

²Motor: Specify AG for air, E for electric and E-EP for electric explosion-proof.

³Add H for high-pressure, leave blank for standard version.

⁴Add 3F, 4F or 6F for raised face flange. Add 3SF, 4SF or 6SF for sanitary tri-clamp flange. Leave blank for standard three-prong flange.



PAWIN Engineering Co., Ltd.
 168 อาคาร Axiom 1 น. 7 ถ. ซี่งหน้ก ด. บางพล้ใหญ่
 อ. บางพล้ จ. สมุทรปราการ 10540



Spraying Systems Co.®