

**TANKJET AA090 TANK CLEANER
FEATURES AND BENEFITS**

- Versatile, high-impact tank cleaner provides efficient, consistent, reliable cleaning with virtually no maintenance
- Lightweight units can be installed permanently or easily moved from tank to tank
- Unit is constructed using corrosion-resistant materials with the motor positioned outside the tank away from harmful caustics for trouble-free operation and long service life
- Component and configuration options allow easy customization to meet the needs a variety of cleaning operations. Choices include:
 - Variable speed, CE-approved air (AG), electric (E), or explosion-proof (E-EP) electric motors
 - Shaft lengths from 1 ft. (0.3 m) up to 10 ft. (3 m)
 - Three nozzle capacity sizes
 - Optional adjustable flange for precise positioning of turret in tank
- Flange mounting options include: three-prong (standard), ASME® raised face, and sanitary tri-clamp

SPECIFICATIONS

TankJet AA090 Tank Cleaner	
Max. tank diameter:	16 ft. (4.9 m)
Operating principle:	Motor-driven
Flow rate:	1.5 to 7.3 gpm (5.7 to 28 lpm)
Operating pressure:	100 to 500 psi (6.9 to 34.5 bar)
Max. temperature:	200°F (93°C)
Materials:	316 stainless steel and carbon filled PTFE fluoropolymer resin seals
Inlet connection:	1" NPT or BSPT (F)
Motor options:	Air, electric, explosion-proof electric
Optional accessories:	Strainers, recommended mesh size: 100 (150 micron) See page G2



TankJet AA090AG tank cleaner with air motor



TankJet AA090AG tank cleaner

HI
HIGH
IMPACT

**SPRAY
COVERAGE**

360°



**MOUNTING
OPTIONS**

Vertical	↑	↓
Horizontal	←	→
45° Up	↖	↗
45° Down	↙	↘

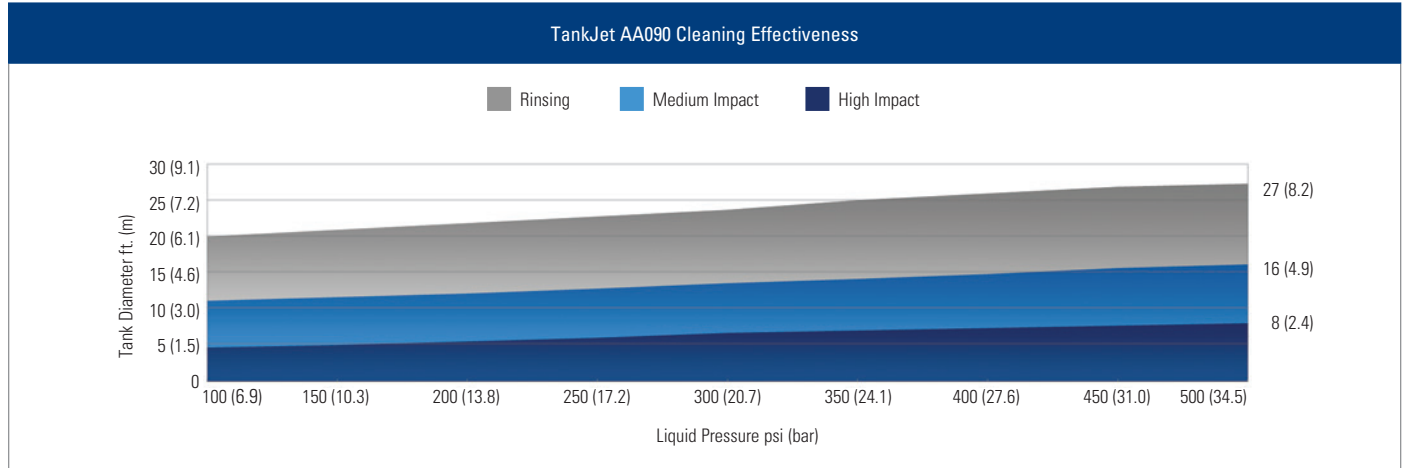
IDEAL FOR CLEANING:

- Drums
- Totes
- Process tanks

For lances, mounting kits, adapters and more, see page G6



PERFORMANCE DATA



Model	Nozzle Size	Total Flow of Equal Capacity, gpm (lpm)* Liquid Inlet Pressure				
		100 psi (6.9 bar)	200 psi (13.8 bar)	300 psi (20.7 bar)	400 psi (27.6 bar)	500 psi (34.5 bar)
AA090	W0005	1.5 (5.7)	2.0 (7.6)	2.4 (9.1)	2.8 (10.6)	3.2 (12.1)
	W0010	2.7 (10.2)	3.7 (14.0)	4.5 (17.0)	5.1 (19.3)	5.8 (22.0)
	W0014	3.5 (13.2)	4.7 (17.8)	5.8 (22.0)	6.6 (25.0)	7.3 (28.0)

*Note: Flow rates tabulated above include pressure drop through unit.

AIR MOTOR (AG)
CYCLE TIME DATA

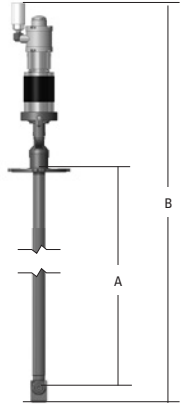
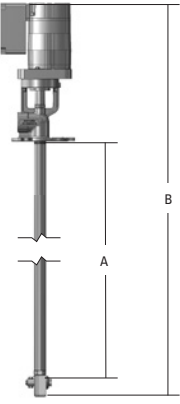
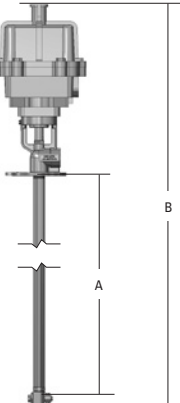
Air Pressure psi (bar)	Air Consumption scfm (l/sec)	Approx. Speed (rpm)	Approx. Time for One Complete Cycle (min.)			
			Liquid Pressure, psi (bar)			
		100 (6.9)	500 (34.5)	100 (6.9)	500 (34.5)	
6 (0.41)	2.3 (65)	5.6	6.3	5.5	4.9	
8 (0.55)	3.2 (91)	8.7	9.2	3.6	3.4	
10 (0.68)	4 (113)	10.7	11.6	2.9	2.7	

ELECTRIC (E) & EXPLOSION-PROOF (E-EP) MOTORS
CYCLE TIME DATA

Motor Type	AC Frequency	Speed (rpm)	Current (amps)	Power (watts)	Approx. Time for One Complete Cycle (min.)
Electric	50 Hz.	3.1	.39	41	11
	60 Hz.	3.8	.33	34	9
Explosion-Proof	50 Hz.	0.8	0.3	33	44
	60 Hz.	1.0	0.3	28	35



DIMENSIONS AND WEIGHTS

TankJet AA090	Tank Cleaner	A Extension Length ft. (m)	B Overall Length in. (m)	Weight lbs. (kg)*
AA090AG tank cleaner with air motor 	AA090AG	1.5 (0.5)	35 (0.8)	12.5 (5.7)
	AA090AG	3 (0.9)	53 (1.3)	14 (6.4)
	AA090AG	4 (1.2)	65 (1.6)	15.5 (7)
	AA090AG	6 (1.8)	89 (2.2)	18.5 (8.4)
AA090E tank cleaner with electric motor 	AA090E	1.5 (0.5)	29.6 (0.7)	12.5 (5.7)
	AA090E	3 (0.9)	47.6 (1.2)	14 (6.4)
	AA090E	4 (1.2)	59.6 (1.5)	15.5 (7)
	AA090E	6 (1.8)	83.6 (2.1)	18.5 (8.4)
AA090E-EP tank cleaner with electric explosion-proof motor 	AA090E-EP	1.5 (0.5)	32.6 (0.8)	20 (9.1)
	AA090E-EP	3 (0.9)	50.6 (1.3)	21.5 (10)
	AA090E-EP	4 (1.2)	62.6 (1.6)	23 (10.5)
	AA090E-EP	6 (1.8)	86.6 (2.2)	26 (11.8)

*Add additional weight from the flange options' chart if not using the standard flange.



DIMENSIONS AND WEIGHTS

TankJet AA090 Spray Head	Min. Tank Opening in. (m)	A in. (mm)	B in. (mm)	C in. (mm)
	2.3 (59)	1.1 (29)	0.73 (18)	2.0 (51)

FLANGE OPTIONS

Flange Type	Size	Sales Code	Net Weight lbs. (kg)*
Three-Prong (std.)	—	—	—
ASME® 150# Raised Face Flange	3	3F	10.5 (4.8)
	4	4F	15.5 (7.0)
	6	6F	24.5 (11.1)
Sanitary Tri-Clamp Flange	3	3SF*	—
	4	4SF	0.25 (0.1)
	6	6SF	3.0 (1.4)

*Add additional weight to tank cleaner if not using the standard flange.

ORDERING INFORMATION

TANKJET AA090 TANK CLEANER

TANK CLEANER				NOZZLE		EXAMPLE
Model ¹	Motor ²	Flange	-EP ³	Extension Length	+ Nozzle Size ⁴	AA090 E 6F -EP - 3 + W005

¹Add B after AA in the tank cleaner model for BSPT connections.

²Motor: Specify AG for air, E for electric.

³Add -EP for explosion-proof, leave blank for standard version.

⁴Add B prior to nozzle size for BSPT connections.



PAWIN Engineering Co., Ltd.
 168 อาคาร Axiom 1 น. 7 ถ. ซี่งหน้ก ต. บางพล้ใหญ่
 อ. บางพล้ จ. สมุทรปรการ 10540



0-2911-4761-5, 095-365-8530-1

pawin@pawin.co.th

www.pawin.co.th



Spraying Systems Co.®